

E-Z Split Key® Cup II Drug Screen Cup

Distributed by

CLIAwaived™ Inc.



The E-Z Split Key Cup II is a fully integrated, self contained drug screening cup for detecting drugs and drug metabolites in urine. The E-Z Split Key Cup II is the first immediate response onsite testing device to offer an easy-to-use, split-specimen format. The compact, fully integrated design eliminates handling of the urine.

BENEFITS:

- Test 3-12 drugs simultaneously
- Leak proof snap top lid
- Integrated temperature strip
- Auto-split sample for specimen integrity
- No dipping, tilting, or touching
- Results in 3-5 minutes
- FDA-Cleared

Ordering Information:

Product Description	Catalog #
Acon Integrated E-Z Split Key® Cup II – 3 Panel (25 cups) (THC, COC, mAMP) CLIA Waived	DOA-1237
Acon Integrated E-Z Split Key® Cup II – 4 Panel (25 cups) (THC, COC, OPI, mAMP) CLIA Waived	DOA-1247
Acon Integrated E-Z Split Key® Cup II – 5 Panel (25 cups) (THC, COC, OPI, AMP, mAMP) CLIA Waived	DOA-1257
Acon Integrated E-Z Split Key® Cup II – 5 Panel (25 cups) (THC, COC, OPI, AMP, PCP) CLIA Waived	DOA-2257
Acon Integrated E-Z Split Key® Cup II – 5 Panel (25 cups) (THC, COC, OPI, mAMP, PCP) CLIA Waived	DOA-3257
*Acon Integrated E-Z Split Key® Cup II – 6 Panel (25 cups) (THC, COC, OPI, AMP, mAMP, BZO) *Moderately Complex	DOA-2167
*Acon Integrated E-Z Split Key® Cup II – 8 Panel (25 cups) (THC, COC, OPI, AMP, mAMP, PCP, BAR, BZO) *Moderately Complex	DOA-1187-09A
*Acon Integrated E-Z Split Key® Cup II – 10 Panel (25 cups) (THC, COC, OPI, AMP, PCP, mAMP, BAR, BZO, MTD, TCA) *Moderately Complex	DOA-21107
*Acon Integrated E-Z Split Key® Cup II – 12 Panel (25 cups) (COC 150, THC, MOR, AMP, mAMP, BZO, BAR, MTD, MDMA, OXY, PPX) *Moderately Complex	DOA-1127-041

Reimbursement Information:

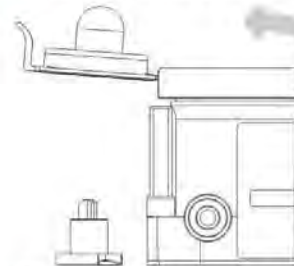
CPT Code #	National Limit Amount
Effective 4/1/2010, the Healthcare Common Procedure Coding System (HCPCS) included the following new codes: G0430QW – Drug screen, qualitative; multiple drug classes other than chromatographic method, each procedure G0431QW – Drug screen, qualitative; single drug class method (e.g., immunoassay, enzyme assay), each drug class.	\$20.83

DISCLAIMER – The CPT information contained in this document is provided as representative examples of reimbursement in this category. It is intended to assist providers in accurately obtaining reimbursement for health care services. It is not intended to increase or maximize reimbursement by any payor. Providers should consult their payor organizations with regard to local reimbursement policies. The information provided in this document is for information purposes only and represents no statement, promise or guarantee by CLIAwaived™ Inc. All CPT codes are supplied for information purposes only and represent no statement, promise or guarantee by CLIAwaived™ Inc. that these codes will be appropriate or that reimbursement will be made. CPT codes and descriptions are copyrights of the American Medical Associations. CPT does not include fee schedules, relative values or related ratings. The source for this information is the Center for Medicare and Medicaid Services. The content provided by the Center for Medicare and Medicaid Services is updated frequently. It is the responsibility of the service provider to confirm the appropriate coding required by their local Medicare carriers, fiscal intermediaries and commercial payors. All product information and prices are subject to change without notice at any time. Please call our office before ordering to verify current prices.

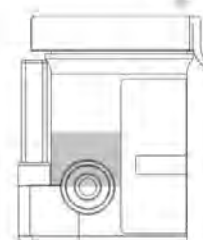
E-Z Split Key® Cup II Test Instructions



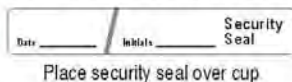
1 Remove the key by twisting it from the center of the cup cap. Open cap with the Pull Tab. (Key is held by technician.)



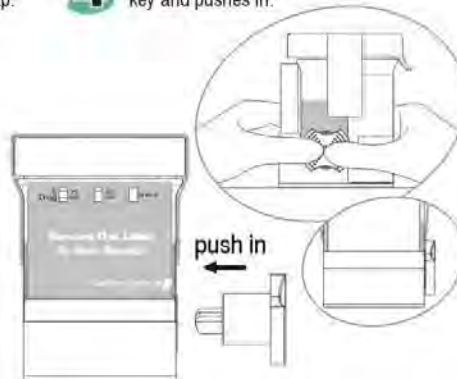
2 Donor provides specimen and secures cap. Note: Secure cap by pressing down on the Pull Tab until an audible click is heard.



3 Check cap for tight seal. Technician dates and initials the security seal and places security seal over cap.



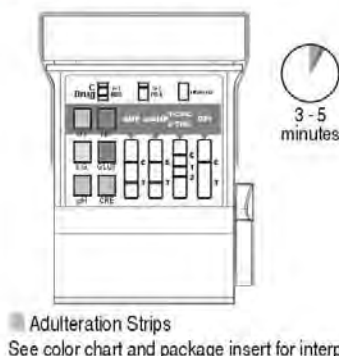
4 On a flat surface, technician inserts key and pushes in.



5 Peel off the label to view results.

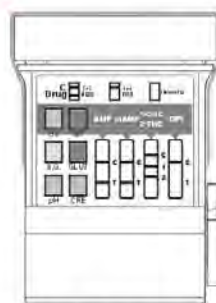


6 If the test cup includes S.V.T., read adulteration test results between 3 - 5 minutes.

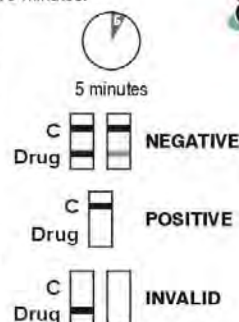


Adulteration Strips
See color chart and package insert for interpretation.

7 Read drug test results at 5 minutes.

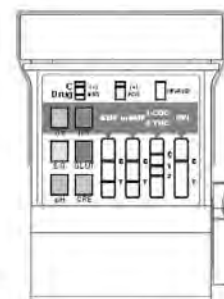


Example: Test shows positive for OPI.



All positive results are presumptive and should be confirmed by an alternative method. (e.g. GC/MS)

8 A photocopy of the drug test results can be made by placing the entire cup with the card face down on the copier.



Ref: 1150250102

Rev. 08.24.10