



POINT OF CARE



ACCURATE, WITH-PATIENT TEST RESULTS ACCELERATE CLINICAL DECISIONS

- **Test results in minutes**—reduce wait times for lab results.
- **Lab-accurate results**—make treatment decisions with confidence.
- **Easy to use**—simple, intuitive operation.



i-STAT

For in vitro diagnostic use only. This material is intended for a U.S. audience only.

TRANSFORM PATIENT CARE WITH FAST, ACCURATE WITH-PATIENT TESTING.



LAB-ACCURATE RESULTS IN MINUTES

Have the clinical information needed to make treatment decisions during the patient's visit.



IMPROVE PATIENT SATISFACTION

Minimize delays and reduce return visits due to unavailable lab results, which can improve patient satisfaction.



SIMPLIFY TESTING

Easy, intuitive operation.



BROAD TEST MENU

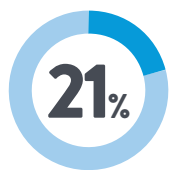
Lab-accurate results for a wide range of tests, including chemistries, blood gas, coagulation, cardiac markers, and more.



OPTIMIZE SYSTEM EFFICIENCY

Eliminate process steps and handoffs, helping to reduce errors.

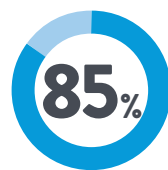
A 2014 study in the American Journal of Clinical Pathology¹ found that point-of-care testing significantly improved clinical operations, resulting in:



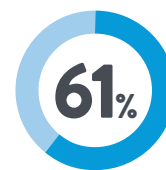
reduction in
tests ordered



reduction in
follow-up phone calls



reduction in
follow-up letters

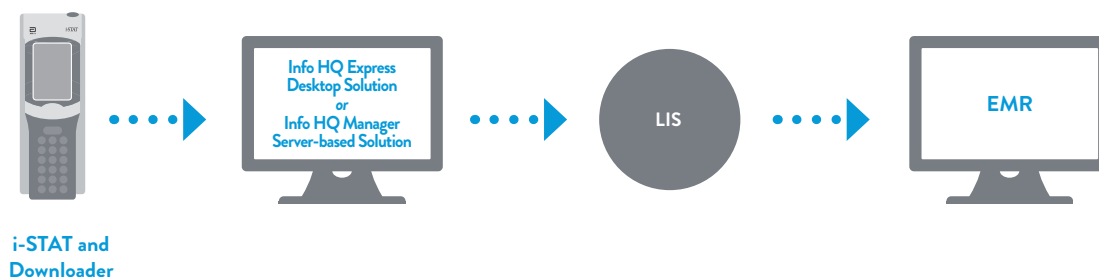


reduction
in re-visits

Practice efficiency cost savings totaling **\$24.64 per patient**^{1,2,3}

1. Crocker J, et al, Implementation of Point-of-Care Testing in an Ambulatory Practice of and Academic Medical Center, Am J Clin Pathol November 2014;142:640-646. 2. Actual savings can vary depending on state-specific factors. 3. Results can vary depending on point-of-care testing system used. The results shown here are specific to one health care facility and may differ from those achieved by other institutions.

DATA INTEGRATION AND MANAGEMENT



Info HQ is an advanced web-based data manager designed to provide simplicity, connectivity, and control to help streamline your data management experience and transform data into decisions.



- Easily integrate *i-STAT* data with your EMR and/or LIS systems.
- Streamline testing workflow—reduce or eliminate manual entry of test data.
- Improve efficiency—keep staff focused in patient care.
- Easy to set up and use—conforms to your EMR workflow requirements.
- Help ensure testing accuracy, reduce the risk of patient ID errors, and comply with lab protocols and regulations.



PERFORM A WIDE RANGE OF TESTS IN JUST A FEW MINUTES.

CLIA WAIVED

CHEMISTRIES		RESULTS IN APPROXIMATELY 2 MINUTES	i-STAT CLIA WAIVED	Abbott Part Number
Crea	Crea			03P84-25
G	Glu			03P83-25

MODERATELY COMPLEX

CHEMISTRIES, ELECTROLYTES		RESULTS IN APPROXIMATELY 2 MINUTES	Abbott Part Number
CHEM8+	Na, K, Cl, iCa, TCO2 [†] , Glu, BUN/Urea, Crea, Agap [†] , Hct, Hgb [†]		09P31-26
CARDIAC MARKERS			
cTnl	Troponin I	Results in 10 minutes	06P23-25
BNP	BNP	Results in 10 minutes	03P93-25
CK-MB	CK-MB	Results in 5 minutes	03P92-25
BLOOD GASES		RESULTS IN APPROXIMATELY 2 MINUTES	
CG4+	pH, PCO2, PO2, TCO2 [†] , HCO3 [†] , BEecf [†] , sO2 [†] , Lactate		03P85-50
BLOOD GASES, ELECTROLYTES, HEMATOLOGY		RESULTS IN APPROXIMATELY 2 MINUTES	
CG8+	Na, K, iCa, Glu, pH, PCO2, PO2, TCO2 [†] , HCO3 [†] , BEecf [†] , sO2 [†] , Hct, Hgb [†]		03P88-25
EG7+	Na, K, iCa, pH, PCO2, PO2, TCO2 [†] , HCO3 [†] , BEecf [†] , sO2 [†] , Hct, Hgb [†]		03P76-25
EC8+	Na, K, Cl, pH, PCO2, BUN/Urea, Glu, TCO2 [†] , HCO3 [†] , BEecf [†] , Agap [†] , Hct, Hgb [†]		03P79-25
EG6+	Na, K, pH, PCO2, PO2, TCO2 [†] , HCO3 [†] , BEecf [†] , sO2 [†] , Agap [†] , Hct, Hgb [†]		03P77-25
COAGULATION			
PT/INR	Prothrombin Time	Results in ≤5 minutes	03P89-24
Celite [®] ACT	Celite ACT	Results in <17 minutes	03P86-25
Kaolin [®] ACT	Kaolin ACT	Results in <17 minutes	03P87-25
ENDOCRINOLOGY			
Total β-hCG	β-hCG	Results in 10 minutes	05P58-25

[†]Calculated See Instructions For Use and CTI sheets for full details at www.pointofcare.abbott

LAB-QUALITY RESULTS IN JUST A FEW EASY STEPS



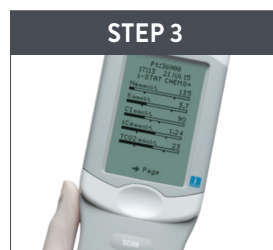
STEP 1

Fill the cartridge with 2 or 3 drops of fresh whole blood.



STEP 2

Close and insert the cartridge into the i-STAT.



STEP 3

View the results in minutes on the i-STAT screen.

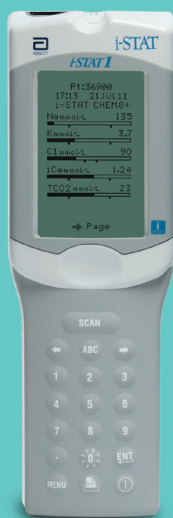


STEP 4 (OPTIONAL)

Upload information automatically into the Electronic Medical Records.

ONE VERSATILE SYSTEM FOR MANY POINTS OF CARE.

The handheld *i-STAT* System offers the power and versatility to meet a range of point-of-care testing needs in a variety of clinical settings.



i-STAT



HOSPITAL INPATIENT /OUTPATIENT

- Chemistries
- Electrolytes
- Hematology
- Cardiac Markers
- Blood Gases
- Endocrinology



URGENT CARE

- Chemistries
- Electrolytes
- Hematology
- Cardiac Markers
- Endocrinology



POST-ACUTE / LONG-TERM CARE

- Chemistries
- Blood Gases
- Cardiac Markers



FAMILY PRACTICE / INTERNAL MEDICINE

- Electrolytes
- Hematology
- Endocrinology



AMBULATORY SURGERY CENTERS

- Chemistries
- Electrolytes
- Hematology
- Blood Gases
- Coagulation



RADIOLOGY / IMAGING CENTERS

- Chemistries
- Electrolytes



ONCOLOGY CENTERS

- Chemistries
- Electrolytes
- Hematology

i-STAT

SIMPLE AND COMPLETE

The *i-STAT System* Distribution Kit comes complete with analyzer, downloader/recharger, printer and electronic simulator.

Waived Kit Part No. 04J60-20,

Moderately Complex Kit Part No. 04J48-50



To learn how the i-STAT System can transform your patient care, contact your Abbott Point of Care Representative, or visit www.pointofcare.abbott.

For information about CPT codes, please visit www.codemap.com/abbott.

INTENDED USE

Lactate The *i-STAT* CG4+ cartridge with the *i-STAT 1 System* is intended for use in the in vitro quantification of pH, PO₂, PCO₂, and lactate in arterial or venous whole blood in point of care or clinical laboratory settings. pH, PO₂ and PCO₂ measurements are used in the diagnosis, monitoring, and treatment of respiratory disturbances and metabolic and respiratory-based acid-base disturbances. Lactate measurements are used in (1) the diagnosis and treatment of lactic acidosis in conjunction with measurements of blood acid/base status, (2) monitoring tissue hypoxia and strenuous physical exertion, and (3) diagnosis of hyperlactatemia.

cTnI The *i-STAT* Cardiac Troponin I (cTnI) test is an in vitro diagnostic test for the quantitative measurement of cardiac troponin I (cTnI) in whole blood or plasma. Measurements of cardiac troponin I are used in the diagnosis and treatment of myocardial infarction and as an aid in the risk stratification of patients with acute coronary syndromes with respect to their relative risk of mortality.

CK-MB The *i-STAT* CK-MB test is an in vitro diagnostic test for the quantitative measurement of creatine kinase MB mass in whole blood or plasma samples. CK-MB measurements can be used as an aid in the diagnosis and treatment of myocardial infarction (MI).

PT/INR The *i-STAT* PT, a prothrombin time test, is useful for monitoring patients receiving oral anticoagulation therapy such as Coumadin® or warfarin.

BNP The *i-STAT* BNP test is an in vitro diagnostic test for the quantitative measurement of B-type natriuretic peptide (BNP) in whole blood or plasma samples using EDTA as the anticoagulant. BNP measurements can be used as an aid in the diagnosis and assessment of the severity of congestive heart failure.

ACT Kaolin The *i-STAT* Kaolin Activated Clotting Time (^{Kaolin}ACT) test is an in vitro diagnostic test that uses fresh, whole blood, and is used to monitor high-dose heparin anticoagulation frequently associated with cardiovascular surgery.

ACT Celite® The *i-STAT* Celite Activated Clotting Time (^{Celite}ACT) test is an in vitro diagnostic test that uses fresh, whole blood, and is useful for monitoring patients receiving heparin for treatment of pulmonary embolism or venous thrombosis, and for monitoring anticoagulation therapy in patients undergoing medical procedures such as catheterization, cardiac surgery, surgery, organ transplant, and dialysis.

β-hCG The *i-STAT* Total Beta-Human Chorionic Gonadotropin (β-hCG) test is an in vitro diagnostic test for the quantitative and qualitative determination of β-hCG in venous whole blood or plasma samples using the *i-STAT 1 Analyzer Systems*. The test is intended to be used as an aid in the early detection of pregnancy and is for prescription use only.

For full details, see Instructions For Use and CTI sheets at www.pointofcare.abbott.

©Abbott Point of Care Inc.
400 College Road East, Princeton, NJ 08540
(609) 454-9000 (609) 419-9370 (fax)
www.pointofcare.abbott

For in vitro diagnostic use only. Not all products are available in all regions.

i-STAT is a trademark of Abbott. | This material is intended for a U.S. audience only. | *i-STAT* Core Detail Aid – US
2741.REV2 05/20

