



Clearly different.  
**Clearly better.**



Women's Health | Infectious Disease | Cardiovascular | Drugs of Abuse | GI Disorders

### Clearview RSV

Rapid technology  
provides direct detection  
of the Respiratory  
Syncytial Virus.



## Clearview RSV

### Clearly different

Clearview's patented innovative technology provides highly sensitive and specific tests for Respiratory Syncytial Virus (RSV).

- **Rapid Response:** 4 easy steps, result in 15 minutes.
- **Simplicity:** CLIA waived, easy-to-use test requires no training.
- **Reliability:** Built-in control ensures accuracy.
- **Flexibility:** Multiple sample types — nasopharyngeal swabs or aspirates.

### Clearly better

Clearview RSV is designed to aid in the rapid diagnosis in children less than 6 years and adults over age 60.

- Shortens the course of illness.
- Reduces severity of symptoms.
- Reduces the spread of virus to others.
- Reduces the risk of more serious illness in young children and elderly patients.

Wampole Laboratories

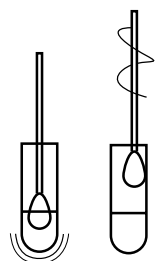


**Clearview RSV**  
Product No. 135060

## Clearview RSV Comparison Grid

Product Name	Wampole Clearview RSV	BD Directigen® EZ RSV	Binax NOW® RSV
Format	20 or 40 Cassettes	30 cassettes	42 cards
CLIA Status	Waived	Moderate	Waived
Sample	Nasopharyngeal swab or aspirate	Nasopharyngeal swab or aspirate	Nasopharyngeal wash
Sensitivity	93.9%	80%	89%
Specificity	97.7%	91%	98%
Procedural Steps	4	5	3
Time to Result	15 minutes (can read up to 25 minutes)	15 minutes (can read up to 60 minutes)	15 minutes (+ or – 0 minutes)
Shelf Life	12 Months	12 Months	12 Months
Storage	Room Temperature	Room Temperature	Room Temperature

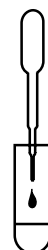
## RSV Procedure



OR



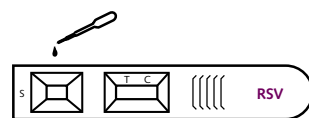
Gently agitate the nasal swab or aspirate sample. For swab sample, roll the swab against the inside of the transport tube or specimen container as you remove it and discard the used swab



Fill the disposable pipette to the second notch (160ul) with the nasal swab solution or nasal aspirate and add entire contents to the Extraction Tube



Add four (4) free falling drops of R1 to the Extraction Tube while holding the bottle vertically over the Tube and gently swirl the Extraction Tube to mix the sample and R1.



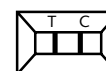
Draw entire contents of the Extraction Tube up into a clean Disposable Pipette and squeeze the entire contents onto the sample well of the Test Device.



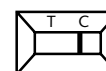
15 MINUTES

The test results should be read between fifteen (15) and twenty-five (25) minutes after applying the extracted sample to the Test Device.

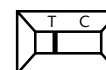
### Results



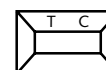
Positive



Negative



Invalid



Invalid

visit  
[www.wampolelabs.com](http://www.wampolelabs.com)  
for more information

**Wampole Laboratories**



# CLIAwaived.com<sup>TM</sup>

CLIAwaived.com - 4332 Corte de la Fonda - San Diego, CA 92130

Toll Free : (888) 882-7739 - Phone (858) 481-5031

FAX: (801) 720-7568 - [www.cliawaived.com](http://www.cliawaived.com)